





May 2012 Activity Calendar





Sunday	Monday	Tuesday	Wednesday	Thursday	Friday	Saturday
		1 Computer	2 Stretch & Grow Gymnastics	3 Pound Puppies Go To Library \$2.00 Fun Bus	4 Share Day Graduation & Class Pictures Graduation Practice for Pound Puppies	5
6	7 Musikgarten	8 Computer	9 Stretch & Grow Gymnastics	10 Pound Puppies Do Young Rembrandts \$8.00 Fun Bus	11 Share Day Graduation Practice for Pound Puppies	12
13  Happy Mother's Day!	14 Musikgarten	15 Computer	16 Stretch & Grow Gymnastics	17 Pound Puppies Skate \$6.00 Fun Bus	18 Share Day Graduation Practice for Pound Puppies	19
20	21 Musikgarten	22 Computer	23 Stretch & Grow Gymnastics	24 Pound Puppies Go To Windy Oaks Animal Farm & Picnic \$8.00 Fun Bus	25 Share Day Graduation Practice for Pound Puppies	26
27	28  Have A Safe Holiday!	29 Musikgarten Computer	30 Gymnastics	31 Fun Bus		




May 2012 Toddler Activity Calendar




Sunday	Monday	Tuesday	Wednesday	Thursday	Friday	Saturday
		1 Flower Collage	2 Tissue Paper Flower	3 Planting Seeds	4 Letter "X" Artwork	5
Flowers						
6	7 Carrots	8 Broccoli	9 Peas	10 Cucumbers	11 Mother's Day Cards	12
Vegetables						
13  Happy Mother's Day!	14 Baby Collage	15 Baby Bottle	16 Baby Animals	17 Puppy Pictures	18 Letter "Y" Artwork	19
Babies						
20	21 Letter "Z" Artwork	22 Ruler	23 Measuring Cup	24 Growing Up	25 My Measurements	26
Measurements						
27	28  Have A Safe Holiday!	29 Scented Strawberry	30 Sponge Paint A Strawberry	31 Strawberry Sundaes		

Strawberries



POOH CORNER MENU

May 2012



Sunday	Monday	Tuesday	Wednesday	Thursday	Friday	Saturday
		1 AM: Fig Newtons w/Milk LUNCH: Chili Cornbread Sliced Apples PM: Mini Rice Cakes w/Milk	2 AM: Wheatables w/ Grape Juice LUNCH: Tuna Sandwich Green Beans Pineapples PM: Buttered Noodles w/Milk	3 AM: Raisin Bread w/Orange Juice LUNCH: Chicken Fries w/Bread Diced Carrots Peaches PM: Chocolate Chip Muffin w/Milk	4 AM: Applesauce w/Milk LUNCH: Hamburger Helper Peas & Carrots Mixed Fruit PM: Pretzels w/Apple Juice	5
6	7 AM: Teddy Grahams w/Milk LUNCH: Mini Corn Dogs Baked Beans Orange Slices PM: Cheez Itz w/Grape Juice	8 AM: Strawberry Muffin w/Milk LUNCH: Bologna Sandwich Corn Pineapples PM: Chex Mix w/Apple Juice	9 AM: Tater Tots w/Orange Juice LUNCH: Chicken Parmesan Salad Pears PM: Carrot Cake w/Milk	10 AM: Oatmeal w/Milk LUNCH: Steak Nuggets w/Crackers Peas Applesauce PM: Cheese Toast w/Milk	11 AM: Nutri Grain Bar w/Milk LUNCH: Sloppy Joe Sandwich Mixed Vegetables Peaches PM: Breadsticks w/Grape Juice	12
13	14 AM: Pancakes w/Orange Juice LUNCH: Pizza Salad Pears PM: Apple Cinnamon Muffin w/Milk	15 AM: Cereal In Milk LUNCH: Fish Sticks Pasta Salad Spiced Apples PM: Goldfish w/Apple Juice	16 AM: Butter Biscuit w/Milk LUNCH: Meatloaf Mashed Potatoes Green Beans Rolls Orange Slices PM: Gingerbread w/Milk	17 AM: Pop Tart w/Milk LUNCH: Chicken Nuggets w/ Bread Peas & Carrots Peaches PM: Cucumbers & Carrots w/Dressing & Milk	18 AM: Animal Crackers w/Milk LUNCH: Turkey & Cheese Sandwich Mixed Vegetables Pineapples PM: Jello w/Fruit & Milk	19
20	21 AM: English Muffins w/Orange Juice LUNCH: Ravioli Salad Peaches PM: Lemon Poppy Seed Muffin w/Milk	22 AM: Wheat Thins w/Milk LUNCH: BBQ Sandwich Sweet Potato Casserole Pears PM: Butter Cookies w/Milk	23 AM: French Toast w/Orange Juice LUNCH: Chicken Alfredo w/Broccoli Pineapples PM: Cheese & Crackers w/Lemonade	24 AM: Granola Bars w/Milk LUNCH: Ham Sandwich Carrot Sticks Applesauce PM: Blueberry Muffin w/Milk	25 AM: Waffles w/Apple Juice LUNCH: Macaroni & Cheese Green Beans Mixed Fruit PM: Snack Mix w/Grape Juice	26
27	28  Have A Safe Holiday!	29 AM: Graham Crackers w/Milk LUNCH: Chicken Fries w/Bread Peas Pears PM: Rice Krispie Treats w/Milk	30 AM: Cornbread w/Milk LUNCH: Turkey w/Gravy Stuffing Greens Mixed Fruit PM: Ritz Bitz w/Apple Juice	31 AM: Jelly Toast w/Milk LUNCH: Beef Stew Oranges Crackers PM: Vanilla Wafers w/Milk	<div style="border: 1px solid black; padding: 5px; display: inline-block;">Milk is served with all lunches</div>	



POOH CORNER NEWS

May 2012



MAY BIRTHDAYS

Zachary Lyons – 4th
Maliyah Gordan – 10th
Ms. Sharon – 16th
Miss Laurie – 17th
Erica Simons – 22nd
Alana Johnson – 30th
Mrs. Simona – 30th
Emma Irving – 31st



Have a HAPPY, HAPPY birthday!

NEW CHILDREN

We have several new children to introduce who joined us in April. Cason Kirkland Jr. was new in the Infant classroom. Parker Basham was new in the Bumble Bee classroom. Nathan DiGiacomo was new in the Pound Puppy classroom. We would like to welcome these children and their families to Pooh Corner Center.

HOLIDAY

Pooh Corner will be closed on Monday, May 28th for Memorial Day. We hope everyone has a safe and happy holiday.



CLASS PICTURES


We will be taking class pictures and Graduate pictures on May 4th. We would like to have all children included in these pictures. We start taking the pictures @ 9:30. We will be taking group pictures of each class.

SWIM LESSONS

We have the sign up sheet posted for swimming lessons. This is to give us an idea of how many sessions we will need to book and when we need to start these sessions based on vacation dates. Please sign up if you want your child to participate.

SCHOOL AGE REPORT

Boy, this school year has really flown by! We had a great Spring Break! We made a pond with ducks and frogs to decorate the multipurpose room, made flower pens, and made squeaking, squawking chickens. We enjoyed a break from homework, played a little DS and watched a couple movies. Then it was back to school and back to work. There seems to be a little less homework lately, due to field trips, after school programs and benchmarks. Please let us know if there are any changes or concerns in your child's homework routine. We will have one last month of Gymnastics in May. We will not be doing gymnastics this summer due to the other activities. Have a great month!



My Mother Kept A Garden

My Mother kept a garden,
a garden of the heart,
She planted all the good things
that gave my life it's start.
She turned me to the sunshine
and encouraged me to dream,
Fostering and nurturing
the seeds of self-esteem...
And when the winds and rain came,
she protected me enough-
But not too much because she knew
I'd need to stand up strong and tough.
Her constant good example
always taught me right from wrong-
Markers for my pathway
that will last a lifetime long.
I am my Mother's garden.
I am her legacy-
And I hope today she feels the love
reflected back from me

Author Unknown

Happy Mother's Day!


PRESCHOOL REPORT

Everyone is getting excited about the summer! We are working on scheduling swimming lessons with the Patrick Henry YMCA starting in late June or early July. Please sign up on the list by the office if you are interested so that we can schedule enough sessions. The cost for a two week session is \$50. We will have class pictures taken on May 4th. If your child does not come on Fridays, it would be great if you could bring him/her to be in their class picture! The Pound Puppies will also have their Graduate portraits taken on this day. We will hold our annual Trike-a-Thon for St. Jude Children's Hospital the week of Memorial Day. You will receive a sponsor sheet and information pack as the week approaches. The children will learn bike/trike safety rules throughout the week and then will bring their riding toys on Friday, June 1st. Music continues on Mondays (& on Tuesday, May 29th), Computer on Tuesdays, Stretch-n-Grow on Wednesdays (except for the 30th) and Fun Bus on Thursdays. Share Day also continues on Fridays. The Pound Puppies will go to the library on the 3rd (\$2.00), do Young Rembrandts on the 10th (\$8.00), and go skating on the 17th (\$6.00). We will have our end of the year trip to Windy Oaks Animal Farm on the 24th (\$8.00). We will have a picnic there after we see the animals. All parents, grandparents, etc. are invited to join us for this last field trip. We will post a sign up list for you to let us know who will be going as the date approaches. Graduation practice continues on Fridays. The themes for May are: Plants and Flowers, Gardening and Vegetables, Strawberries, Babies (people and animals), Measurements, Cinco de Mayo and Mother's Day. The letters for the month are X, Y and Z and the author is Jonathan London (Froggy). Happy Mother's Day!

LETTERS FROM THE TEACHERS

◆Teddy Bear Class

Dear Parents,
We began the month of April by celebrating Easter. First we learned a new finger play called "Five Little Easter Rabbits". We also had fun hopping like rabbits around the classroom. The next day, we painted bunnies to make bunny headbands – we liked wearing these! Then we used "Bunny Tails", (cotton balls) to paint Easter eggs. We had a great time at our Easter Egg hunt and also enjoyed dying Easter eggs. I hope everyone had a good holiday. For the second week in April, we learned about Insects and Worms. We began our week by discussing what different insects we have seen. Then we made bumble bees out of paper plates. The next day, we read some books about caterpillars including The Very Hungry Caterpillar by Eric Carle. Then we




made roly caterpillars using pom-poms. Next, we talked about the butterfly life cycle: egg, caterpillar, cocoon and finally a butterfly. We then made butterfly life cycle mobiles. Our next insect for our theme was the dragonfly. We looked at pictures of the dragonfly and then made dragonflies using popsicle sticks and sequins. We also read and completed a Weekly Reader about insects. For the last day of the week, we learned about worms; we also practiced wiggling like a worm in the mud! The next week in April, we learned about the letter U and Earth Day. First, we read and completed a Weekly Reader called "Earth Needs Help". We learned about ways we each can help the Earth. Next we discussed the letter U, practiced tracing letter U and finally colored an umbrella. Then we learned about Earth Day and also a new song called "I Love The Earth". We completed an art activity called "Our Earth", and used 2 colored pencils, crayons and water colors to make our Earths. We also learned that we can "Band Together" to help Earth and made "Earth's Friend" armbands. We finished our unit by making a "Dancing Can" and learned that we can recycle cans as well as other trash such as cardboard and plastic. For our last theme of the month, we learned about Birds. First we talked about birds that we have seen and what we know about birds to compile information for our "Nest of Facts". We learned about kinds of birds by coloring pictures of "Different Birds". We learned about the kinds of materials that birds use to build their nests and then made our own nests. We read and completed a Weekly Reader called "Time To Hatch". We also completed letter activities for letters V and W. We look forward to a new month and exciting new themes!

Sincerely,
Miss Annie

◆Bunny Rabbit Class

Dear Parents,
Another month gone and summer is near. In the month of April, we had some great themes and great activities. I hope everyone had a great Easter. We started off with the month of April with the Easter theme. We made little chicks, 3D Funny Bunnies, Easter bags for our egg hunt and we got to dye Easter eggs. We also did an activity sheet called "Eggs Alike" and a game to go along with it called "Egg Full of Choices". The second week, we talked about "Birds". We did two activity sheets on birds called "Crow Numbers" and "Home Tweet Home". We painted birds, made paper bag owls and did a Weekly Reader called "Things That Hatch". Ms. Renee also made bird nest treats for us to go along with the Birds theme – what a yummy treat. The third week we focused on Insects and the letter V. We did a Weekly Reader called "Insects on the Move". We also



worked on an activity sheet called "Parts of an Insect" and letter V activity sheets. We then made a butterfly and a dragonfly. They turned out real cute. Thanks to Thomas and his Mom for bringing in a moth they found outside which then laid eggs. The kids are very excited to come to school and see what has happened to them. We have watched them hatch into little caterpillars. We will keep watching them and see what happens next. The last week of April we talked about the circus and the letter W. We made Lovely Lions, Circus Booklets, a clown and tiger masks. We also did activity sheets on the letter W. The Bunny Rabbits seemed to enjoy the Insect theme the most. What a great month!

Sincerely,
Ms. Renee

◆ Bumble Bee Class

Dear Parents,
What happened to those April showers? Oh well, hooray for the sunny weather! April was a great month to explore Birds, Butterflies and Caterpillars, Insects, Easter, Earth Day, Circus and Clowns. The children met Umbie Umbrella, Vinny Volcano and Willy Worm during circle time. The class continues to recognize, trace and print each letter of the month. We are very happy to have a new Bumble Bee join our class, Parker Basham! First, we celebrated Easter with the art projects Floppy Bunny Hats and Baby Chicks. The children dyed, matched and mended eggs during activity time. Our featured books for Easter were Happy Easter and Easter Rabbit. Of course the highlight of the week was the Easter egg hunt. Next, it was Bird week for the Bumble Bees. We began with the Weekly Reader "A Time to Hatch". We talked about the distinguishing features of birds. The activity sheets on Birds included ducks, owls and woodpeckers. The children were given an opportunity to cut and piece together a bluebird, robin or a cardinal. Also the class enjoyed a "Bird Nest" treat as an afternoon snack. Then it was Insect week! The Bumble Bees enjoyed identifying insects on a poster, flash cards and on the playground. Please ask your child to name a few insects. We read and completed the Weekly Reader "Insects on the Go". Our activity sheets were "What Insects Have", "Harmful Bugs" and "Insects All Around Us". On Friday, we had an "Insect Day" in which the Bumble Bees could share something about insects with the class. Hayden wore a tee-shirt and Alysa shared an insect game, and Mrs. Darlene shared a large moth with all the preschoolers. Thanks for your participation on Insect Day. Last but not least, we observed Earth Day. We read and completed the Weekly Reader "Earth Needs Help". We talked



about ways we can conserve the Earth resources. Finally, it was Butterfly and Caterpillar week for the Bumble Bees. Our featured story for this topic was From Caterpillar to Butterfly. Our activity sheets were Butterflies Among the Flowers, Caterpillars, Beautiful Butterflies, Moth and Butterflies. The color sheets for the circus theme were 3-Ring Circus and Circus Animals. The class enjoyed creative play while participating in their own "Circus". Each Bumble Bee had an opportunity to wear a clown nose, walk a tight rope and perform circus animal tricks. Great Job, Bumble Bees! Til next time. . . .

Sincerely,
Mrs. Sabrina


◆ Pound Puppy Class

Dear Parents,
Everyone is very excited about Graduation! Practice went very well for the first two weeks. I'm sure they will be very ready by June 8th! We started off the month of April celebrating Easter. We marbled painted Easter eggs, made bunnies with baskets full of eggs, decorated bags for the Easter Egg Hunt and dyed real eggs. Everyone found a lot of eggs at the hunt. The next week we concentrated on Birds. We learned what makes a bird a "bird" and compared/contrasted birds to other creatures. We learned the life cycle of a chicken, from hen to egg to chick and back to hen by making the book Peep, Peep, Cluck, Cluck. We also learned the basic needs of birds and made a book, The Chickadee, which showed these needs. We then moved on to learn about insects. We learned the parts of an insect and made an ant labeling the parts. We talked about the life cycle of insects and made a booklet, Life Cycle of a Butterfly, which reviewed these stages. We made blob print butterflies and sequenced the life cycle of the butterfly on the painted butterfly's body. We then compared/contrasted butterflies and moths. The last week of the month we talked about taking care of the Earth. We brainstormed how we can help care for the Earth and made two books reviewing these ways. They were quick to point out things they saw that were not caring for the Earth, like wasting water and finding "litter" on the playground. We also talked about Arbor Day this week. We sequenced the steps of someone planting a tree and made a book, What Grows on Trees? Our letter days are going great. Everyone's printing has improved dramatically since September! They are excited that they get to take the ABC books home at the end of May! I hope many of you can join us on our last field trip to Windy Oaks. It is a lot of fun!

Happy Mother's Day to all!

Sincerely,
Ms. Sharon





INFANT AND TODDLER REPORT



INFANT TIDBITS

Cason "Brooks" Kirkland joined us in April. He is 2 months old. We would like to extend a warm welcome to him and his family.

Emma is taking steps now. She likes to relax in the boppy chair.

Colton has his first two teeth. He is being introduced to baby food and cereal.

The infants and toddlers will be taking "class pictures" on May 4th. They usually start taking class pictures around 9:30. We like to have all children included in the class pictures.

Mommy, I Love You

By Joanna Fuchs

Mommy, I know you love me
By the way you show you care.
You hug me and talk to me softly;
When I need you, you're always there.

Mommy, I'll love you always
From my heart, I want to say
I'm so glad you are my mommy;
Happy Mother's Day

TODDLER TIME

April was a busy month in the Toddler class. We started off the month with the theme "Easter". We painted Easter eggs with different colors of paint, used water colors to paint Easter baskets, made baby chicks hatching with our hands and shoe outlines, made bunny headbands and dyed our own eggs. The Toddlers also had a lot of fun decorating bags and doing their Easter egg hunt. Our next theme was Insects. We glued green circles together to make caterpillars, painted ants under a magnifying glass with water colors, colored black and yellow bumble bees and made ladybugs out of paper plates and pipe cleaners. We also read the book "The Very Hungry Caterpillar" during circle time. Our third theme for the month was Our Earth. We colored and matched different types of land, painted water and glued fish onto it, glued blue and green pieces of paper to the Earth, and used paint and markers to paint the Earth. We ended the week making a collage for the letter U. Our last theme was Birds and Forests. We made bird collages, made and decorated birds with sequins, colored a bird nest and glued eggs in it and made forests using our handprints. We ended the month with the letters V and W. We glued foam letters in a bowl to make vegetable soup and put stickers on a window. Our themes for next month will be flowers, vegetables, babies, measurements and strawberries.

Happy Mother's Day to all our Moms! We hope everyone has a safe and happy Memorial Day!